



8. Queueing systems

lect08.ppt

S-38.145 - Introduction to Teletraffic Theory - Fall 1999

1

8. Queueing systems

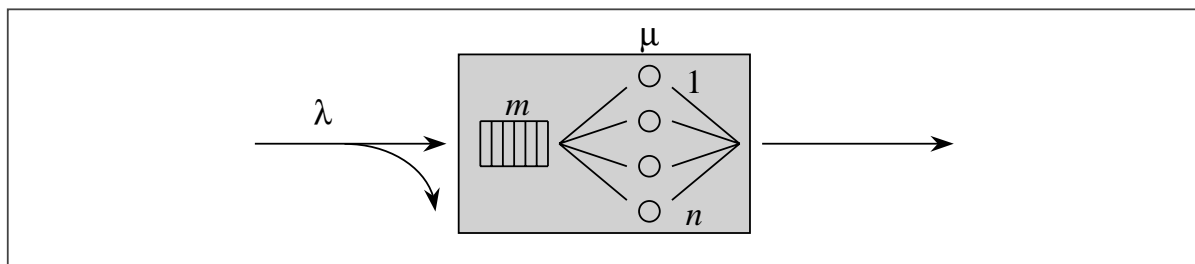
Contents

- Refresher: Simple teletraffic system
- M/M/1 (1 server, ∞ waiting places)
- M/M/n (n servers, ∞ waiting places)

2

Simple teletraffic model

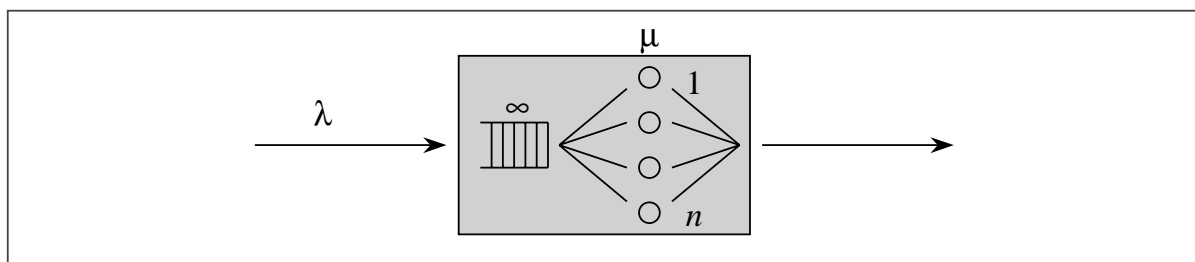
- **Customers arrive** at rate λ (customers per time unit)
 - $1/\lambda$ = average inter-arrival time
- Customers are **served** by n parallel **servers**
- When busy, a server serves at rate μ (customers per time unit)
 - $1/\mu$ = average service time of a customer
- There are m **waiting** places



3

Pure waiting system

- Infinite number of waiting places ($m = \infty$)
 - If all n servers are occupied when a customer arrives, she occupies one of the waiting places
 - No customers are lost but some of them have to wait before getting served
- From the customer's point of view, it is interesting to know e.g.
 - what is the probability that she has to wait "too long"?



4

Queueing discipline

- Consider a single server ($n = 1$) queueing system
- **Queueing discipline** determines the way the server serves the customers
 - It tells
 - whether the customers are served one-by-one or simultaneously
 - Furthermore, if the customers are served one-by-one, it tells
 - in which order they are taken into the service
 - And if the customers are served simultaneously, it tells
 - how the service capacity is shared among them
- A queueing discipline is called **work-conserving** if customers are served with full service rate μ whenever the system is non-empty

Various work-conserving queueing disciplines

- First In First Out (FIFO) = First Come First Served (FCFS)
 - the most ordinary queueing discipline (“queue”)
 - customers served one-by-one (with full service rate μ)
 - always serve the customer that has been waiting for the longest time
- Last In First Out (LIFO) = Last Come First Served (LCFS)
 - “stack”
 - customers served one-by-one (with full service rate μ)
 - always serve the customer that has been waiting for the shortest time
- Processor Sharing (PS)
 - “fair queueing”
 - customers served simultaneously
 - when i customers in the system, each of them served with equal rate μ/i

Contents

- Refresher: Simple teletraffic system
- **M/M/1 (1 server, ∞ waiting places)**
- M/M/n (n servers, ∞ waiting places)

M/M/1 queue

- Consider the following simple teletraffic model:
 - Infinite number of independent customers ($k = \infty$)
 - Interarrival times are IID and exponentially distributed with mean $1/\lambda > 0$
 - so, customers arrive according to a Poisson process with intensity λ
 - One server ($n = 1$)
 - Service times are IID and exponentially distributed with mean $1/\mu > 0$
 - Infinite number of waiting places ($m = \infty$)
 - Default queueing discipline: FIFO
- Using Kendall's notation, this is an **M/M/1 queue**
 - more precisely: M/M/1-FIFO queue
- Notation:
 - $\rho = \lambda/\mu =$ traffic load

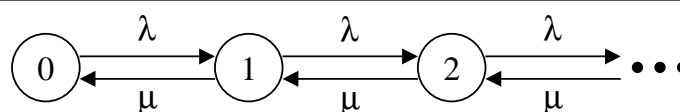
Interesting random variables

- X = number of customers in the system at an arbitrary time
= queue length in equilibrium
- X^* = number of customers in the system at an (typical) arrival time
= queue length seen by an arriving customer
- W = waiting time of a (typical) customer
- S = service time of a (typical) customer
- $D = W + S$ = total time in the system of a (typical) customer = delay

9

State transition diagram

- Let $X(t)$ denote the number of customers in the system at time t
 - Assume that $X(t) = i$ at some time t , and consider what happens during a short time interval $(t, t+h]$:
 - with prob. $\lambda h + o(h)$,
a new customer arrives (state transition $i \rightarrow i+1$)
 - if $i > 0$, then, with prob. $\mu h + o(h)$,
a customer leaves the system (state transition $i \rightarrow i-1$)
- Process $X(t)$ is clearly a Markov process with state transition diagram



- Note that process $X(t)$ is an irreducible birth-death process with an infinite state space $S = \{0, 1, 2, \dots\}$

10

Equilibrium distribution (1)

- Local balance equations (LBE):

$$\pi_i \lambda = \pi_{i+1} \mu \quad (\text{LBE})$$

$$\Rightarrow \pi_{i+1} = \frac{\lambda}{\mu} \pi_i = \rho \pi_i$$

$$\Rightarrow \pi_i = \rho^i \pi_0, \quad i = 0, 1, 2, \dots$$

- Normalizing condition (N):

$$\sum_{i=0}^{\infty} \pi_i = \pi_0 \sum_{i=0}^{\infty} \rho^i = 1 \quad (\text{N})$$

$$\Rightarrow \pi_0 = \left(\sum_{i=0}^{\infty} \rho^i \right)^{-1} = \left(\frac{1}{1-\rho} \right)^{-1} = 1 - \rho, \quad \text{if } \rho < 1$$

11

Equilibrium distribution (2)

- Thus, for a **stable** system ($\rho < 1$), the equilibrium distribution exists and is a **geometric distribution**:

$$\rho < 1 \Rightarrow X \sim \text{Geom}(\rho)$$

$$P\{X = i\} = \pi_i = (1 - \rho) \rho^i, \quad i = 0, 1, 2, \dots$$

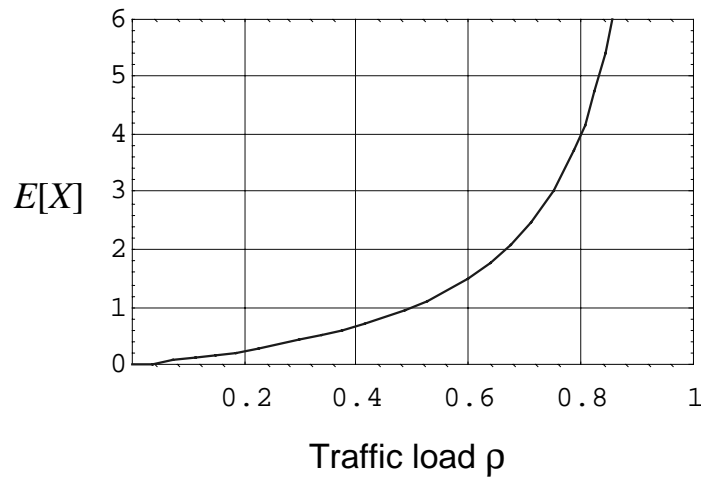
$$E[X] = \frac{\rho}{1-\rho}, \quad D^2[X] = \frac{\rho}{(1-\rho)^2}$$

- Remarks:

- This result is valid for any **work-conserving** queueing discipline
 - FIFO, LIFO, PS, ...
- This result is **not** insensitive to the service time distribution as far as the FIFO queueing discipline is concerned
- However, for any **symmetric** queueing discipline (such as LIFO or PS) the result is, indeed, insensitive to the service time distribution

12

Mean queue length $E[X]$ vs. traffic load ρ



13

Mean delay

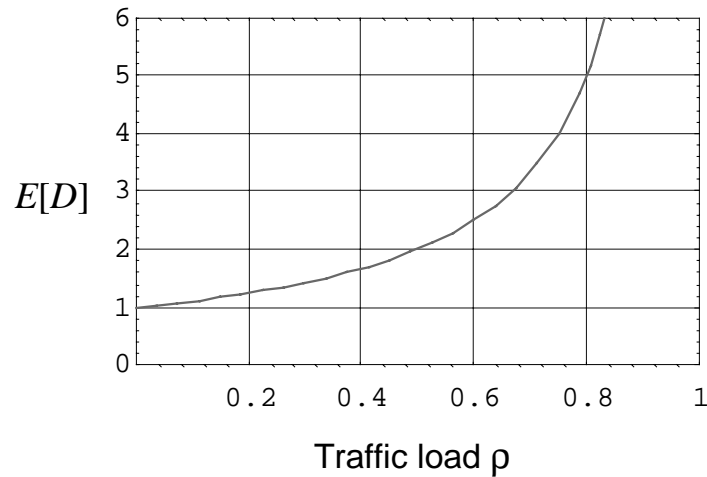
- Let D denote the total time (delay) in the system of a (typical) customer
 - including both the waiting time W and the service time S : $D = W + S$
- Little's formula: $E[X] = \lambda \cdot E[D]$. Thus,

$$E[D] = \frac{E[X]}{\lambda} = \frac{1}{\lambda} \cdot \frac{\rho}{1-\rho} = \frac{1}{\mu} \cdot \frac{1}{1-\rho} = \frac{1}{\mu - \lambda}$$

- Remarks:
 - The mean delay is the same for all **work-conserving** queueing disciplines
 - FIFO, LIFO, PS, ...
 - But the variance and other moments are different!

14

Mean delay $E[D]$ vs. traffic load ρ



15

Mean waiting time

- Let W denote the waiting time of a (typical) customer
- Since $W = D - S$, we have

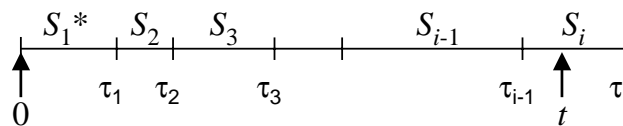
$$E[W] = E[D] - E[S] = \frac{1}{\mu} \cdot \frac{1}{1-\rho} - \frac{1}{\mu} = \frac{1}{\mu} \cdot \frac{\rho}{1-\rho}$$

- Remarks:
 - The mean waiting time is the same for all **work-conserving** queueing disciplines
 - FIFO, LIFO, PS, ...
 - But the variance and other moments are different!

16

Waiting time distribution (1)

- Let W denote the waiting time of a (typical) customer
- Let X^* denote the number of customers in the system at the arrival time
- PASTA: $P\{X^* = i\} = P\{X = i\} = \pi_i$.
- Assume now, for a while, that $X^* = i$
 - Service times S_2, \dots, S_i of the waiting customers are IID and $\sim \text{Exp}(\mu)$
 - Due to the memoryless property of the exponential distribution, the **remaining** service time S_1^* of the customer in service also follows $\text{Exp}(\mu)$ -distribution (and is independent of everything else)
 - Due to the FIFO queueing discipline, $W = S_1^* + S_2 + \dots + S_i$
 - Construct a Poisson (point) process τ_n by defining $\tau_1 = S_1^*$ and $\tau_n = S_1^* + S_2 + \dots + S_n$, $n \geq 2$. Now (since $X^* = i$): $W > t \Leftrightarrow \tau_i > t$



17

Waiting time distribution (2)

- Since $W = 0 \Leftrightarrow X^* = 0$, we have

$$P\{W = 0\} = P\{X^* = 0\} = \pi_0 = 1 - \rho$$

$$\begin{aligned} P\{W > t\} &= \sum_{i=1}^{\infty} P\{W > t \mid X^* = i\} P\{X^* = i\} \\ &= \sum_{i=1}^{\infty} P\{\tau_i > t\} \pi_i = \sum_{i=1}^{\infty} P\{\tau_i > t\} (1 - \rho) \rho^i \end{aligned}$$

- Denote by $A(t)$ the Poisson (counter) process corresponding to τ_n
 - It follows that: $\tau_i > t \Leftrightarrow A(t) \leq i-1$
 - On the other hand, we know that $A(t) \sim \text{Poisson}(\mu t)$. Thus,

$$P\{\tau_i > t\} = P\{A(t) \leq i-1\} = \sum_{j=0}^{i-1} \frac{(\mu t)^j}{j!} e^{-\mu t}$$

18

Waiting time distribution (3)

- By combining the previous formulas, we get

$$\begin{aligned}
 P\{W > t\} &= \sum_{i=1}^{\infty} P\{\tau_i > t\} (1-\rho) \rho^i \\
 &= \sum_{i=1}^{\infty} \sum_{j=0}^{i-1} \frac{(\mu t)^j}{j!} e^{-\mu t} (1-\rho) \rho^i \\
 &= \rho \sum_{j=0}^{\infty} \frac{(\mu t \rho)^j}{j!} e^{-\mu t} (1-\rho) \sum_{i=j+1}^{\infty} \rho^{i-(j+1)} \\
 &= \rho \sum_{j=0}^{\infty} \frac{(\mu t \rho)^j}{j!} e^{-\mu t} = \rho e^{\mu t \rho} e^{-\mu t} = \rho e^{-\mu(1-\rho)t}
 \end{aligned}$$

19

Waiting time distribution (4)

- Waiting time W can thus be presented as a product $W = JD$ of two independent random variables $J \sim \text{Bernoulli}(\rho)$ and $D \sim \text{Exp}(\mu(1-\rho))$:

$$P\{W = 0\} = P\{J = 0\} = 1 - \rho$$

$$P\{W > t\} = P\{J = 1, D > t\} = \rho \cdot e^{-\mu(1-\rho)t}, \quad t > 0$$

$$E[W] = E[J]E[D] = \rho \cdot \frac{1}{\mu(1-\rho)} = \frac{1}{\mu} \cdot \frac{\rho}{1-\rho}$$

$$E[W^2] = P\{J = 1\}E[D^2] = \rho \cdot \frac{2}{\mu^2(1-\rho)^2} = \frac{1}{\mu^2} \cdot \frac{2\rho}{(1-\rho)^2}$$

$$D^2[W] = E[W^2] - E[W]^2 = \frac{1}{\mu^2} \cdot \frac{\rho(2-\rho)}{(1-\rho)^2}$$

20

Contents

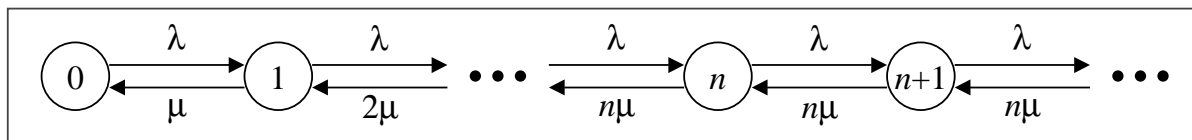
- Refresher: Simple teletraffic system
- M/M/1 (1 server, ∞ waiting places)
- M/M/n (n servers, ∞ waiting places)

M/M/n queue

- Consider the following simple teletraffic model:
 - Infinite number of independent customers ($k = \infty$)
 - Interarrival times are IID and exponentially distributed with mean $1/\lambda > 0$
 - so, customers arrive according to a Poisson process with intensity λ
 - Finite number of servers ($n < \infty$)
 - Service times are IID and exponentially distributed with mean $1/\mu > 0$
 - Infinite number of waiting places ($m = \infty$)
 - Default queueing discipline: FCFS
- Using Kendall's notation, this is an **M/M/n queue**
 - more precisely: M/M/n-FCFS queue
- Notation:
 - $\rho = \lambda/(n\mu) = \text{traffic load}$

State transition diagram

- Let $X(t)$ denote the number of customers in the system at time t
 - Assume that $X(t) = i$ at some time t , and consider what happens during a short time interval $(t, t+h]$:
 - with prob. $\lambda h + o(h)$, a new customer arrives (state transition $i \rightarrow i+1$)
 - if $i > 0$, then, with prob. $\min\{i, n\} \cdot \mu h + o(h)$, a customer leaves the system (state transition $i \rightarrow i-1$)
- Process $X(t)$ is clearly a Markov process with state transition diagram



- Note that process $X(t)$ is an irreducible birth-death process with an infinite state space $S = \{0, 1, 2, \dots\}$

23

Equilibrium distribution (1)

- Local balance equations (LBE) for $i < n$:

$$\pi_i \lambda = \pi_{i+1} (i+1) \mu \quad (\text{LBE})$$

$$\Rightarrow \pi_{i+1} = \frac{\lambda}{(i+1)\mu} \pi_i = \frac{n\rho}{i+1} \pi_i$$

$$\Rightarrow \pi_i = \frac{(n\rho)^i}{i!} \pi_0, \quad i = 0, 1, \dots, n$$

- Local balance equations (LBE) for $i \geq n$:

$$\pi_i \lambda = \pi_{i+1} n \mu \quad (\text{LBE})$$

$$\Rightarrow \pi_{i+1} = \frac{\lambda}{n\mu} \pi_i = \rho \pi_i$$

$$\Rightarrow \pi_i = \rho^{i-n} \pi_n = \rho^{i-n} \frac{(n\rho)^n}{n!} \pi_0 = \frac{n^n \rho^i}{n!} \pi_0, \quad i = n, n+1, \dots^{24}$$

Equilibrium distribution (2)

- Normalizing condition (N):

$$\sum_{i=0}^{\infty} \pi_i = \pi_0 \left(\sum_{i=0}^{n-1} \frac{(n\rho)^i}{i!} + \sum_{i=n}^{\infty} \frac{n^n \rho^i}{n!} \right) = 1 \quad (\text{N})$$

$$\begin{aligned} \Rightarrow \pi_0 &= \left(\sum_{i=0}^{n-1} \frac{(n\rho)^i}{i!} + \frac{(n\rho)^n}{n!} \sum_{i=n}^{\infty} \rho^{i-n} \right)^{-1} \\ &= \left(\sum_{i=0}^{n-1} \frac{(n\rho)^i}{i!} + \frac{(n\rho)^n}{n!(1-\rho)} \right)^{-1} = \frac{1}{\alpha + \beta}, \quad \text{if } \rho < 1 \end{aligned}$$

$$\text{Notation: } \alpha = \sum_{i=0}^{n-1} \frac{(n\rho)^i}{i!}, \quad \beta = \frac{(n\rho)^n}{n!(1-\rho)}$$

25

Equilibrium distribution (3)

- Thus, for a **stable** system ($\rho < 1$, that is: $\lambda < n\mu$), the equilibrium distribution exists and is as follows:

$$\rho < 1 \Rightarrow$$

$$P\{X = i\} = \pi_i = \begin{cases} \frac{(n\rho)^i}{i!} \cdot \frac{1}{\alpha + \beta}, & i = 0, 1, \dots, n \\ \frac{n^n \rho^i}{n!} \cdot \frac{1}{\alpha + \beta}, & i = n, n+1, \dots \end{cases}$$

$$n=1: \alpha = 1, \quad \beta = \frac{\rho}{1-\rho}, \quad \pi_0 = \frac{1}{\alpha + \beta} = 1 - \rho$$

$$n=2: \alpha = 1 + 2\rho, \quad \beta = \frac{2\rho^2}{1-\rho}, \quad \pi_0 = \frac{1}{\alpha + \beta} = \frac{1-\rho}{1+\rho}$$

26

Probability of waiting

- Let p_W denote the probability that an arriving customer has to wait
- Let X^* denote the number of customers in the system at an arrival time
- An arriving customer has to wait whenever all the servers are occupied at her arrival time. Thus,

$$p_W = P\{X^* \geq n\}$$

- PASTA: $P\{X^* = i\} = P\{X = i\} = \pi_i$. Thus,

$$p_W = P\{X^* \geq n\} = \sum_{i=n}^{\infty} \pi_i = \sum_{i=n}^{\infty} \pi_0 \cdot \frac{n^n \rho^i}{n!} = \pi_0 \cdot \frac{(n\rho)^n}{n!(1-\rho)} = \frac{\beta}{\alpha + \beta}$$

$$n = 1: p_W = \rho$$

$$n = 2: p_W = \frac{2\rho^2}{1+\rho}$$

27

Mean number of waiting customers

- Let X_W denote the number waiting customers in equilibrium
- Then

$$\begin{aligned} E[X_W] &= \sum_{i=n}^{\infty} (i-n)\pi_i = \pi_0 \frac{(n\rho)^n}{n!(1-\rho)} \sum_{i=n}^{\infty} (i-n) \cdot (1-\rho)\rho^{i-n} \\ &= p_W \cdot \frac{\rho}{1-\rho} \end{aligned}$$

$$n = 1: E[X_W] = p_W \cdot \frac{\rho}{1-\rho} = \frac{\rho^2}{1-\rho}$$

$$n = 2: E[X_W] = p_W \cdot \frac{\rho}{1-\rho} = \frac{2\rho^2}{1+\rho} \cdot \frac{\rho}{1-\rho} = \frac{2\rho^3}{1-\rho^2}$$

28

Mean waiting time

- Let W denote the waiting time of a (typical) customer
- Little's formula: $E[X_W] = \lambda \cdot E[W]$. Thus,

$$E[W] = \frac{E[X_W]}{\lambda} = \frac{1}{\lambda} \cdot p_W \cdot \frac{\rho}{1-\rho} = \frac{1}{\mu} \cdot \frac{p_W}{n(1-\rho)} = p_W \cdot \frac{1}{n\mu - \lambda}$$

$$n = 1: E[W] = \frac{1}{\mu} \cdot \frac{p_W}{1-\rho} = \frac{1}{\mu} \cdot \frac{\rho}{1-\rho}$$

$$n = 2: E[W] = \frac{1}{\mu} \cdot \frac{p_W}{2(1-\rho)} = \frac{1}{\mu} \cdot \frac{\rho^2}{1-\rho^2}$$

Mean delay

- Let D denote the total time (delay) in the system of a (typical) customer
 - including both the waiting time W and the service time S : $D = W + S$
- Then,

$$E[D] = E[W] + E[S] = \frac{1}{\mu} \cdot \left(\frac{p_W}{n(1-\rho)} + 1 \right) = p_W \cdot \frac{1}{n\mu - \lambda} + \frac{1}{\mu}$$

$$n = 1: E[D] = \frac{1}{\mu} \cdot \left(\frac{p_W}{1-\rho} + 1 \right) = \frac{1}{\mu} \cdot \left(\frac{\rho}{1-\rho} + 1 \right) = \frac{1}{\mu} \cdot \frac{1}{1-\rho}$$

$$n = 2: E[D] = \frac{1}{\mu} \cdot \frac{p_W}{2(1-\rho)} + \frac{1}{\mu} = \frac{1}{\mu} \cdot \left(\frac{\rho^2}{1-\rho^2} + 1 \right) = \frac{1}{\mu} \cdot \frac{1}{1-\rho^2}$$

Mean queue length

- Let X denote the number of customers in the system (queue length) in equilibrium
- Little's formula: $E[X] = \lambda \cdot E[D]$. Thus,

$$E[X] = \lambda \cdot E[D] = p_W \cdot \frac{\lambda}{n\mu - \lambda} + \frac{\lambda}{\mu} = p_W \cdot \frac{\rho}{1 - \rho} + n\rho$$

$$n = 1: E[X] = p_W \cdot \frac{\rho}{1 - \rho} + \rho = \rho \cdot \frac{\rho}{1 - \rho} + \rho = \frac{\rho}{1 - \rho}$$

$$n = 2: E[X] = p_W \cdot \frac{\rho}{1 - \rho} + 2\rho = \frac{2\rho^2}{1 + \rho} \cdot \frac{\rho}{1 - \rho} + 2\rho = \frac{2\rho}{1 - \rho^2}$$

31

Waiting time distribution (1)

- Let W denote the waiting time of a (typical) customer
- Let X^* denote the number of customers in the system at the arrival time
- The customer has to wait only if $X^* \geq n$. This happens with prob. p_W .
- Under the assumption that $X^* = i \geq n$, the system, however, looks like an ordinary M/M/1 queue with arrival rate $\hat{\lambda}$ and service rate $n\mu$.
 - Let W' denote the waiting time of a (typical) customer in this M/M/1 queue
 - Let $X^{*'}$ denote the number of customers in the system at the arrival time
- It follows that

$$P\{W = 0\} = 1 - p_W$$

$$P\{W > t\} = P\{X^* \geq n\} P\{W > t \mid X^* \geq n\}$$

$$= p_W \cdot P\{W' > t \mid X^{*'} \geq 1\} = p_W \cdot e^{-n\mu(1-\rho)t}, \quad t > 0$$

32

Waiting time distribution (2)

- Waiting time W can thus be presented as a product $W = JD'$ of two indep. random variables $J \sim \text{Bernoulli}(p_W)$ and $D' \sim \text{Exp}(n\mu(1-\rho))$:

$$P\{W = 0\} = P\{J = 0\} = 1 - p_W$$

$$P\{W > t\} = P\{J = 1, D' > t\} = p_W \cdot e^{-n\mu(1-\rho)t}, \quad t > 0$$

$$E[W] = E[J]E[D'] = p_W \cdot \frac{1}{n\mu(1-\rho)} = \frac{1}{\mu} \cdot \frac{p_W}{n(1-\rho)}$$

$$E[W^2] = P\{J = 1\}E[D'^2] = p_W \cdot \frac{2}{n^2\mu^2(1-\rho)^2} = \frac{1}{\mu^2} \cdot \frac{2p_W}{n^2(1-\rho)^2}$$

$$D^2[W] = E[W^2] - E[W]^2 = \frac{1}{\mu^2} \cdot \frac{p_W(2-p_W)}{n^2(1-\rho)^2}$$

33

Example (1)

- Printer problem
 - Consider the following two different configurations:
 - One rapid printer (IID printing times $\sim \text{Exp}(2\mu)$)
 - Two slower parallel printers (IID printing times $\sim \text{Exp}(\mu)$)
 - Criterion: minimize mean delay $E[D]$
 - One rapid printer (M/M/1 model with $\rho = \lambda/(2\mu)$):

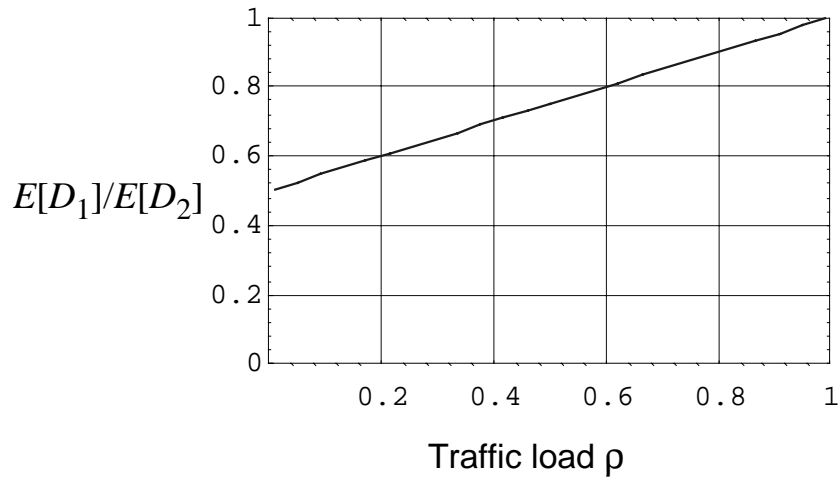
$$E[D_1] = \frac{1}{2\mu} \cdot \frac{1}{1-\rho}$$

- Two slower printers (M/M/2 model with $\rho = \lambda/(2\mu)$):

$$E[D_2] = \frac{1}{\mu} \cdot \frac{1}{1-\rho^2} = \frac{1}{2\mu} \cdot \frac{2}{(1-\rho)(1+\rho)} = E[D_1] \cdot \frac{2}{1+\rho} > E[D_1]$$

34

Example (2)



35

THE END



36